

NS BLUESCOPE LYSAGHT MALAYSIA

# LYSAGHT® STYLEDEK® OPTIMA™

## Installation Guide



Structural Solutions



Roofing & Walling Solutions

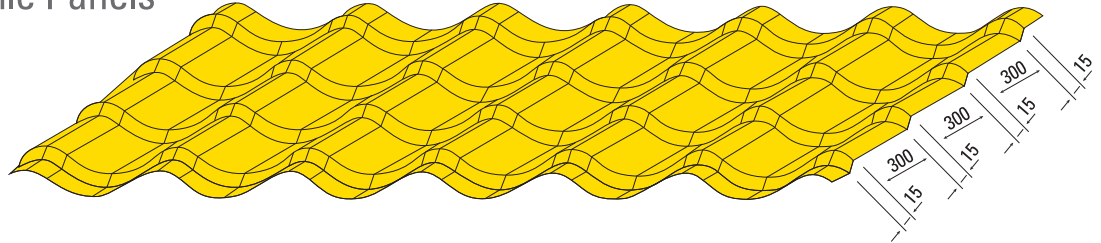


House Framing Solutions



# LYSAGHT® STYLEDEK® OPTIMA™

## Steel Roofing Tile Panels



## INSTALLATION METHOD

### LAYING AND FASTENING OF LYSAGHT® STYLEDEK® OPTIMA™ ROOFING PANELS

#### FASTENERS




The steel roof cladding shall be fastened using recommended Class 3 (conforming to AS3566 Class 3) self drilling zinc coated fasteners.

- **For LYSAGHT® STYLEDEK® OPTIMA™ to timber battens**  
Use of AT 12 -14 x 65 DGS or TD 665 HM screws with seal.
- **For LYSAGHT® STYLEDEK® OPTIMA™ to steel battens**  
Use of A3 12 – 14 x 65DGS or DX 76065 HM screws with seal to fasten to steel purlins not more than 5.5mm
- **Capping and Flashings to LYSAGHT® STYLEDEK® OPTIMA™**  
Use A3 12 – 15 x 20 HXW or RX 520 HM screws with seal for capping

#### FASTENERS LOCATION AND FREQUENCY

At the eaves batten, insert fasteners as shown. For the next batten 1 which is after the eaves batten, insert fasteners as shown in diagram.

From this batten onwards, when working upwards;

- Insert a fastener at every two modules at side laps (internal span) 
- Insert a fastener at every two modules in between side laps 
- Insert a fastener at every crest at horizontal overlap 



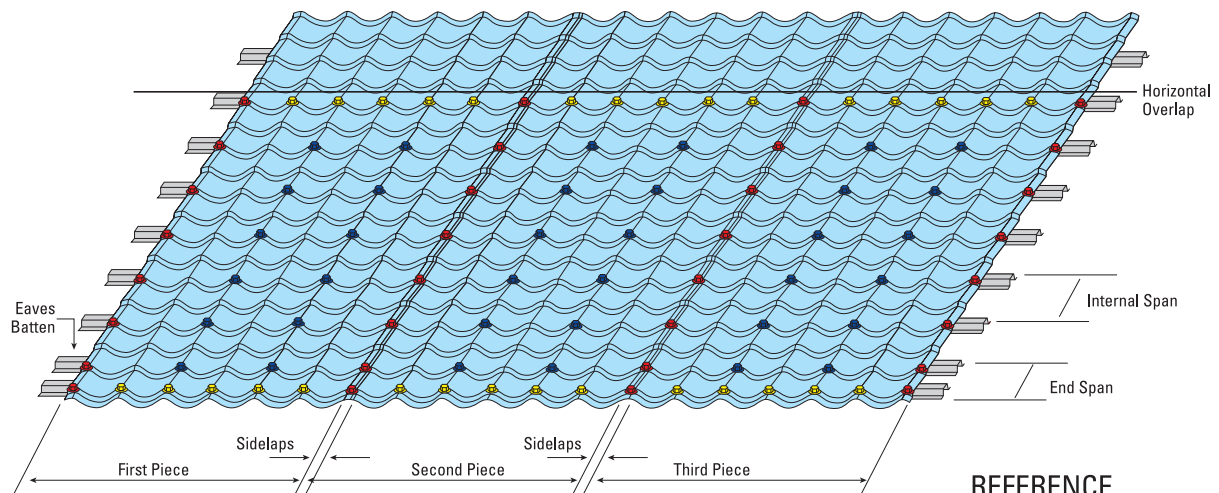
Timber Battens  
Fastener



Steel Battens  
Fastener



Capping & Flashing  
Fastener




#### REFERENCE



Fastener location





### FINISHING AT A GABLE END OR END WALL WHEN STARTING FROM A HIP OR VALLEY

When starting from a hip or valley and working towards a gable end or end wall, locate the first full length sheet at a multiple of 1050 (the sheet cover width) plus 20mm clearance, from the edge of the sheet to inside the gable fascia or end wall. This will allow full width sheets to be installed without the last sheet.

Before installing the last sheet, a barge gutter must be fitted against the inside of the barge board or end wall (as shown in the diagram).

When the last sheet is fastened in place over the barge gutter, the barge capping can be fitted.

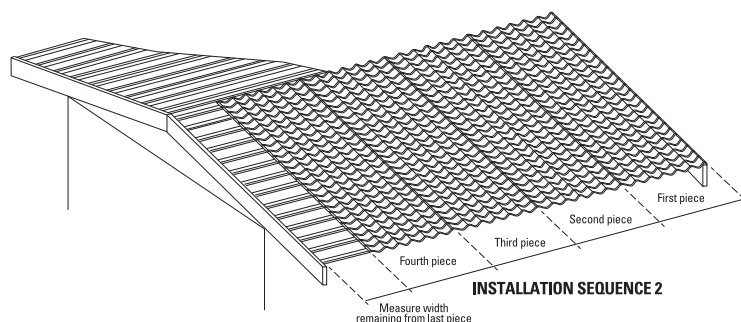
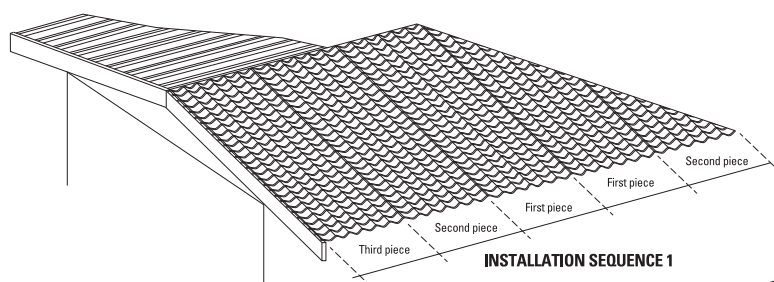
### INSTALLING SHEETS BETWEEN GABLE ENDS AND AN END WALL OR BETWEEN END WALLS

When starting sheet installation from a gable end or an end wall, it is most likely the last sheet will have to be cut to width.

Sheets can be cut longitudinally with a power saw or hand saw.

After measuring the cover width required for the last sheet, the cut should be made along the valley side of the last crest that will fit into the space, so that a barge gutter can be positioned under the downwards sloping edge to trap moisture penetration. The arrangement would be similar except an additional packing piece may be required to secure the barge gutter in place.

Also, depending on the dimension from the last crest to the barge board or end wall, a wider barge capping or end wall flashing may have to be made. However, this should not have to be more than 250mm wide.





# Trusted Partner for Building Systems

**NS BLUESCOPE LYSAGHT MALAYSIA SDN BHD**  
NO 6, PERSIARAN KEMAJUAN, SEKSYEN 16,  
40200 SHAH ALAM,  
SELANGOR DARUL EHSAN, MALAYSIA.  
**TEL: 603-5520 6600 FAX: 603-5520 6601/02**

## NORTHERN

1-2-9, KRYSTAL POINT CORPORATE PARK,  
JALAN TUN DR. AWANG,  
LEBUH BUKIT KECIL 6,  
11900 SUNGAI NIBONG,  
PENANG, MALAYSIA.

**TEL: 604-646 9553 / 6653 FAX: 604-646 6855**

## SOUTHERN

235, JALAN MURNI 11,  
KAWASAN PERINDUSTRIAN MURNI,  
81400 SENAI,  
JOHOR, MALAYSIA.

**TEL: 607-598 7600 FAX: 607-598 7604**

## NS BLUESCOPE LYSAGHT SABAH SDN BHD

LORONG KURMA OFF JALAN KOLOMBONG,  
88450 KOTA KINABALU,  
SABAH, MALAYSIA.

**TEL: 6088-445 161 FAX: 6088-421 178**

## NS BLUESCOPE LYSAGHT (SARAWAK) SDN BHD KUCHING

LOT 610, SECTION 66, PENDING INDUSTRIAL AREA,  
JALAN MERBAU, 93450 KUCHING,  
SARAWAK, MALAYSIA.

**TEL: 6082-333 621 FAX: 6082-483 486**

## BINTULU

LOT 974, BLOCK 26 KLD,  
KIDURONG LIGHT INDUSTRIAL ESTATE,  
97000 BINTULU, SARAWAK, MALAYSIA.

**TEL: 6086-251 736 FAX: 6086-252 881**

[www.lysaght.com.my](http://www.lysaght.com.my)  
[mysupport@bluescope.com](mailto:mysupport@bluescope.com)  
For more information, please contact:  
**1700-81-8688**



## NS BLUESCOPE LYSAGHT SINGAPORE PTE LTD

(Formerly known as BlueScope Lysaght (Singapore) Pte Ltd.)

18 BENOI SECTOR,  
JURONG TOWN,  
SINGAPORE 629851

**TEL: 65-6264 1577 FAX: 65-6265 0951**

[www.lysaght.com.sg](http://www.lysaght.com.sg)

## NS BLUESCOPE LYSAGHT (BRUNEI) SDN BHD

INDUSTRIAL COMPLEX,  
BERIBI PHASE 1,  
6KM, JALAN GADONG,  
BANDAR SERI BEGAWAN BE 1118,  
BRUNEI DARUSSALAM.

**TEL: 673-244 7155 FAX: 673-244 7154**

[www.bluescopelysaght.com.bn](http://www.bluescopelysaght.com.bn)



COATING



COLOUR CHOICES



DESIGN FLEXIBILITY



DURABILITY / SECURITY



HI-TECH PRODUCTION



RECYCLING



TERMITE PROOF



THERMAL EFFICIENCY



WARRANTY