




































No	Product Profile	Material	Feed (mm)	Eff Width (mm)	Height (mm)	Site	Profile Measurement Tolerance :					Critical Point Quality Profile	Function	Roof Shape	Roof Slope	Fastening Method	Accessories	Screw		Note	
							Cover Width (mm)	Height Male Rib (mm)	Height Female Rib (mm)	Length (mm)	Visual							Overlap			
1	 Lysaght® Flex-Lok™	ABADI®; KIRANA®; ZINCALUME®; clean COLORBOND®	580	300, 400*, 500	65	Cibitung, Surabaya	+/- 5	62.4 - 65.4	63.5-66.5	+ 10 ; -0	Roll mark yang tidak mengenali base metal	No Gap	1. Cover width efektif profile 2. Height male rib profile 3. Height female rib profile 4. Overlap profile 5. Check visual profile (chamber/bow, wavy, branding) 6. Check length profile 7. Check qty profile	Roofing, Walling	Straight & Curve, 1-Axis Curve R > 7.0 m, 2-Axis Curve X-axis R > 13.0m Y-axis R > 80m	min. 1.40°	Seaming	Halter - H85, H115, H140, H85 R4.5, H85 R5.5; Gable Clip; Clip; Tolerance Gable Clip; Top Support 01; Top Support 02, Drip Angle, Ridge Steel Closure, Foam Closure, Bolt		12-14x30 HWFS : 3 pcs/Halter	Convex, Concave, Convex Tapered
2	 Lysaght® Trimdek™	ABADI®; KIRANA®; ZINCALUME®; clean COLORBOND®	940	760	29	Cibitung, Makassar	+/- 5	Gauge GO NO GO	Gauge GO NO GO	+ 10 ; -0	Roll mark yang tidak mengenali base metal	No Gap	1. Cover width efektif profile 2. Check male rib profile (Gauge GO NO GO) 3. Check female rib profile (Gauge GO NO GO) 4. Overlap profile 5. Check visual profile (chamber/bow, wavy, branding) 6. Check length profile 7. Check qty profile	Roofing, Walling, Ceiling	Straight & Curve, 1-Axis Curve R > 0.5m, 2-Axis Curve X-axis R > 0.5m Y-axis R > 300m	min. 3°	Bolt	Foam Closure		12-14x45 HGS, 12-14x20 HWFS, 10-16x16 HWFS	1) The Smallest Roof Radius 2) Multiple Radius, Convex, Concave 3) Crimp : R > 0.50m 4) Spring : R > +25m
3	 Lysaght® Klip-Lok®	ABADI®; KIRANA®; ZINCALUME®; clean COLORBOND®	578	406	41	Cibitung, Surabaya	+/- 5	Gauge GO NO GO	Gauge GO NO GO	+ 10 ; -0	Roll mark yang tidak mengenali base metal	No Gap	1. Cover width efektif profile 2. Check width male rib profile insert & outside (Gauge GO NO GO) 3. Check width female rib profile (Gauge GO NO GO) 4. Check width center rib profile (Gauge GO NO GO) 5. Overlap profile 6. Check visual profile (chamber/bow, wavy, stiffener, branding) 7. Check length profile 8. Check qty profile	Roofing, Walling	1-Axis Curve R > 80m	min. 2°	Boltless / Clip	KL65, Foam Closure		12-24x16 WAF : 4 pcs/m²	Best Concealed Profile for Wind Uplift Capacity
4	 Lysaght® Spandek™	ABADI®; KIRANA®; ZINCALUME®; clean COLORBOND®	940	700	24	Surabaya	+/- 5	Gauge GO NO GO	Gauge GO NO GO	+ 10 ; -0	Roll mark yang tidak mengenali base metal	No Gap	1. Cover width efektif profile 2. Check male rib profile (Gauge GO NO GO) 3. Check female rib profile (Gauge GO NO GO) 4. Overlap profile 5. Check visual profile (chamber/bow, wavy, branding) 6. Check length profile 7. Check qty profile	Roofing, Walling, Ceiling	Straight & Curve, 1-Axis Curve R > 0.5m, 2-Axis Curve X-axis R > 0.5m Y-axis R > 300m	min. 3°	Bolt	Foam Closure		12-14x45 HGS, 12-14x20 HWFS, 10-16x16 HWFS	1) The Longest Support Spacing Roof Profile 2) Multiple Radius, Convex, Concave
5	 Lysaght® Klip-Lok Optima™	ABADI®; KIRANA®; ZINCALUME®; clean COLORBOND®	1219	980	43	Cibitung, Surabaya	+/- 5	Gauge GO NO GO	Gauge GO NO GO	+ 10 ; -0	Roll mark yang tidak mengenali base metal	No Gap	1. Cover width efektif profile 2. Check height S-Bend profile 3. Check width female rib profile (Gauge GO NO GO) 4. Check width center rib profile (Gauge GO NO GO) 5. Overlap profile 6. Check visual profile (chamber/bow, wavy, stiffener, twist, branding) 7. Check length profile 8. Check qty profile 9. Check length pan rib to rib	Roofing, Walling	1-Axis Curve R > 80m	min. 2°	Boltless / Clip	KL98, Lok Clip Bracket, Weather Shield Foam Filler, Foam Closure		12-14x20 HWFS : 4 pcs/m²	
6	 Lysaght® Trimdek Optima™	ABADI®; KIRANA®; ZINCALUME®; clean COLORBOND®	1219	1015	28.5	Cibitung, Surabaya	+/- 5	Gauge GO NO GO	Gauge GO NO GO	+ 10 ; -0	Roll mark yang tidak mengenali base metal	No Gap	1. Cover width efektif profile 2. Check male rib profile (Gauge GO NO GO) 3. Check female rib profile (Gauge GO NO GO) 4. Overlap profile 5. Check visual profile (chamber/bow, wavy, branding) 6. Check length profile 7. Check qty profile	Roofing, Walling, Ceiling		min. 3°	Bolt	Foam Closure		12-14x45 HGS, 12-14x20 HWFS, 10-16x16 HWFS	
7	 Lysaght® Spandek Optima®	ABADI®; KIRANA®; ZINCALUME®; clean COLORBOND®	1219	935	24	Cibitung	+/- 5	Gauge GO NO GO	Gauge GO NO GO	+ 10 ; -0	Roll mark yang tidak mengenali base metal	No Gap	1. Cover width efektif profile 2. Check male rib profile (Gauge GO NO GO) 3. Check female rib profile (Gauge GO NO GO) 4. Overlap profile 5. Check visual profile (chamber/bow, wavy, branding) 6. Check length profile 7. Check qty profile	Roofing, Walling, Ceiling		min. 3°	Bolt	Foam Closure		12-14x45 HGS, 12-14x20 HWFS, 10-16x16 HWFS	
8	 Lysaght® Ultra Rib™	ZINCALUME®; clean COLORBOND®	914	650	110	Cibitung	+/- 3	Gauge GO NO GO	Gauge GO NO GO	+ 10 ; -0	Roll mark yang tidak mengenali base metal	No Gap	1. Cover width efektif profile 2. Check male rib profile (Gauge GO NO GO) 3. Check female rib profile (Gauge GO NO GO) 4. Overlap profile 5. Check visual profile (chamber/bow, wavy, branding) 6. Check length profile 7. Check qty profile	Roofing		min. 2°	Seaming	Clip Support Bar, Mid Clip, Side Clip, Side Support Bar, Eave Steel Filler Type 01, Eave Steel Filler Type 02, Eave Steel Ventilation Type 01, Ridge Steel Filler Type 01, Mid Foam Filler, Drip Angle, Bolt		12-14x20 WAF	Best Profile for Roof Drainage
9	 Lysaght® Prestige Panel™	ZINCALUME®; clean COLORBOND®	406	295	24	Cibitung	+/- 3	23.5 - 24.5	22.5 - 23.5	+ 10 ; -0	Roll mark yang tidak mengenali base metal	No Gap	1. Cover width efektif profile 2. Check male rib profile 3. Check female rib profile 4. Overlap profile 5. Check visual profile (chamber/bow, wavy, oil canning) 6. Check length profile 7. Check qty profile	Walling, Ceiling		min. 2°	Bolt	Foam Closure		12-14x22 WH	
10	 Lysaght® Lock Seam™	ZINCALUME®; clean COLORBOND®	406	330	25	Cibitung	+/- 3	24.5 - 25.5	25.5 - 26.5	+ 10 ; -0	Roll mark yang tidak mengenali base metal	No Gap	1. Cover width efektif profile 2. Check male rib profile 3. Check female rib profile 4. Overlap profile 5. Check visual profile (chamber/bow, wavy, oil canning) 6. Check length profile 7. Check qty profile	Roofing		min. 2°	Bolt	Fixing Clip BC 01 & Fixing Clip BC 03		12-14x22 WH	
11	 Lysaght® Select Seam III™	ZINCALUME®; clean COLORBOND®	406	300	25	Cibitung	+/- 3	18.5 - 19.5	24.5 - 25.5	+ 10 ; -0	Roll mark yang tidak mengenali base metal	No Gap	1. Cover width efektif profile 2. Check male rib profile 3. Check female rib profile 4. Overlap profile 5. Check visual profile (chamber/bow, wavy, oil canning) 6. Check length profile 7. Check qty profile	Roofing		min. 2°	Bolt	Foam Closure		12-14x22 WH	
12	 Lysaght® Smartdek®	Galvanize & Superdyma	1219	960	23	Cibitung, Surabaya	+/- 5	23 - 24	20.5 - 22	- 5 ; -0	Roll mark yang tidak mengenali base metal	No Gap	1. Cover width efektif profile 2. Check height male rib profile 3. Check height female rib profile 4. Overlap profile 5. Check visual profile (chamber/bow, wavy, branding) 6. Check length profile 7. Check qty profile	Decking		min. 2°				12-14x20 WAF	Best Profile for Roof Drainage
13	 Lysaght® Custom Orb™	ABADI®; KIRANA®; ZINCALUME®; clean COLORBOND®	940	762	18	Medan	+/- 5	-	-	+ 10 ; -0	Roll mark yang tidak mengenali base metal	No Gap	1. Cover width efektif profile 2. Check male rib profile (Gauge GO NO GO) 3. Check female rib profile (Gauge GO NO GO) 4. Overlap profile 5. Check visual profile (chamber/bow, wavy, branding) 6. Check length profile 7. Check qty profile	Roofing, Walling, Ceiling		min. 3°	Bolt	Foam Closure		12-14x45 HGS, 12-14x20 HWFS, 10-16x16 HWFS	
14	 Lysaght® Ausdek™	ABADI®; KIRANA®; ZINCALUME®; clean COLORBOND®	914	749	32	Medan	+/- 5	Gauge GO NO GO	Gauge GO NO GO	+ 10 ; -0	Roll mark yang tidak mengenali base metal	No Gap	1. Cover width efektif profile 2. Check male rib profile (Gauge GO NO GO) 3. Check female rib profile (Gauge GO NO GO) 4. Overlap profile 5. Check visual profile (chamber/bow, wavy, branding) 6. Check length profile 7. Check qty profile	Roofing, Walling, Ceiling		min. 3°	Bolt	Foam Closure		12-14x45 HGS, 12-14x20 HWFS, 10-16x16 HWFS	

15		Lysaght® Spandek-III®	ABADI®; KIRANA®; ZINCALUME®; clean COLORBOND®	914	696	24	Medan	+/- 5	Gauge GO NO GO	Gauge GO NO GO	+ 10 ; -0	Roll mark yang tidak mengenali base metal	No Gap	1. Cover width effectif profile 2. Check male rib profile (Gauge GO NO GO) 3. Check female rib profile (Gauge GO NO GO) 4. Overlap profile 5. Check visual profile (chamber/bow, wavy, branding) 6. Check length profile 7. Check qty profile	Roofing, Walling, Ceiling		min. 3'	Bolt	Foam Closure		12-14x45 HGS; 12-14x20 HWFS; 10-16x16 HWFS	
16		Lysaght® Tratas™	ABADI®; KIRANA®; ZINCALUME®; clean COLORBOND®	1219	1036	19.5	Makassar, Surabaya, Cilegon, Pekanbaru	+/- 5	Gauge GO NO GO	Gauge GO NO GO	+ 10 ; -0	Roll mark yang tidak mengenali base metal	No Gap	1. Cover width effectif profile 2. Check male rib profile (Gauge GO NO GO) 3. Check female rib profile (Gauge GO NO GO) 4. Overlap profile 5. Check visual profile (chamber/bow, wavy, branding) 6. Check length profile 7. Check qty profile	Roofing, Walling, Ceiling		min. 3'	Bolt	Foam Closure		12-14x45 HGS; 12-14x20 HWFS; 10-16x16 HWFS	
17		Lysaght®Purfin®	Galvanize & Superdyma	150;200; 250;300; 350;400	-	150;200;25 0;300;350;4 00	Cibitung	(D=0mm - 2mm)	(E=0mm - 2mm; F=2mm 0mm)	(L=0mm - 1mm)	+ 5 ; -0	Roll mark yang tidak mengenali base metal	No Gap	1. Cover width web profile 2. Check height Flange profile 3. Check width lips profile 4. Overlap only Z profile 5. Check visual profile (chamber/bow, wavy, branding) 6. Check length profile 7. Check qty profile 8. Check distance punching	Structure		min. 2'				12-14x20 WAF	Best Profile for Roof Drainage
18		Lysaght®Smarruss®	BlueZacs & TruCore	163 & 151	75	(40-38) & (34-32)	Cibitung, Medan, Surabaya, Makassar	(75x1=74mm - 76mm)	(E=0mm - 1mm; F=1mm 0mm)	(E=0mm - 3mm; F=1.5mm - 0mm)	+ 10 ; -0	Roll mark yang tidak mengenali base metal	No Gap	1. Cover width web profile 2. Check height Flange profile 3. Check width lips profile 4. Overlap Box profile 5. Check visual profile (chamber/bow, wavy, branding) 6. Check length profile 7. Check qty profile	Framing		min. 2'				12-14x20 WAF	Best Profile for Roof Drainage
19		Lysaght®Topsan®	BlueZacs & TruCore	150 & 113	40 & 35		Cibitung, Medan, Surabaya, Makassar	(Height 40 ± mm; 35 ± 1 mm)	-	-	+ 10 ; -0	Roll mark yang tidak mengenali base metal	No Gap	1. Cover width web profile 2. Check height Flange profile 3. Check width lips profile 4. Overlap Box profile 5. Check visual profile (chamber/bow, wavy, branding) 6. Check length profile 7. Check qty profile	Framing		min. 2'				12-14x20 WAF	Best Profile for Roof Drainage

Note : 1) ABADI® & KIRANA®: AZ 100
2) ZINCALUME® & clean COLORBOND®: AZ 150
3) Standard, Based On Request
4) Aluminium-Zinc: Al 55 %; Zinc 43.5 % ; Silicon 1.5 %